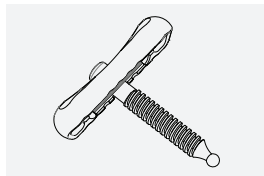
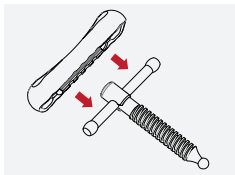
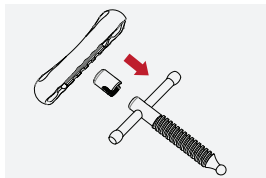
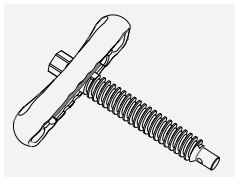
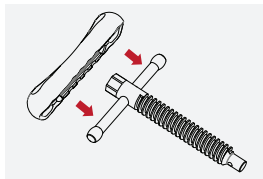


INSTALLATION

For G Rail: Place the plastic cap on the end of the screw, as shown. Firmly push the yellow handle over the T-Bar until it *snaps* fully into place.



For M Rail: Firmly push the yellow handle over the T-Bar until it *snaps* fully into place.
[Plastic cap is for use on G-Rail Clamps only.]



Part No.: XMG01
(1 x Plastic Handle, 1 x Plastic Cap)



StrongHandTools
Better Tools. Better Price.
www.StrongHandTools.com